


SURFACE MOUNT 10BASE-T INTERFACE MODULES

Fully Integrated for Adapter, Hub,
and Motherboard Applications



SURFACE MOUNT



- Available in enhanced or standard design versions
- Low profile surface mount package
- E2000 series part numbers designed for AMD, DEC, LSI, Motorola, and National transceivers
- 235°C peak infrared reflow temperature rating

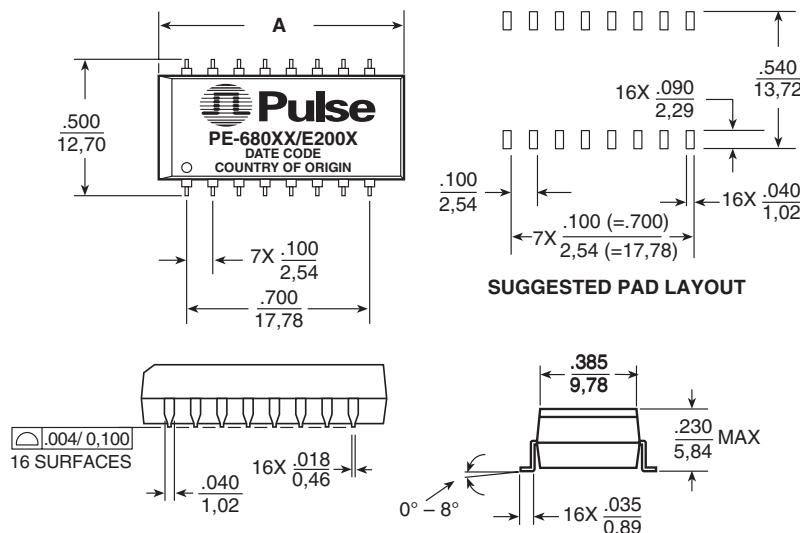
Electrical Specifications @ 25°C — Operating Temperature 0°C to +70°C

Part Number	Insertion Loss to 10 MHz (dB MAX)	Attenuation (XMIT) (dB MIN)			Return Loss 5 to 10MHz (dB MIN)		Crosstalk (dB MIN)	Common Mode Rejection (XMIT) (db MIN)					Hi-Pot (VRMS MIN)
		30 MHz	40 MHz	100 MHz	100 Ω	98 ±13 Ω		5 MHz	10 MHz	50 MHz	100 MHz	200MHz	
PE-68025*	-6.0	-35	-35	-35	-18	-15	-35	-60	-60	-55	-50	-45	1500
PE-68026*	-1.0	-30	-35	-35	-18	-15	-35	-60	-60	-55	-50	-45	1500
PE-68027*	-6.5	-35	-35	-35	-18	-15	-35	-60	-60	-55	-50	-45	1500
PE-68056	-1.0	-30	-27	-27	-18	-15	-30	-40	-30	-50	-45	---	1500
E2001	-5.5	-30	-30	-35	-18	15	-30	-35	-30	-55	-50	---	1500
E2003	-6.0	-30	-27	-27	-18	-15	-35	-40	-35	-45	-30	---	1500
E2007	-5.0	-30	-35	-40	-18	-15	-25	-35	-30	-55	-50	---	1500
E2009	-1.0	-30	-27	-27	-18	-15	-35	-40	-35	-45	-45	---	1500

NOTE: Part numbers indicated with an asterisk (*) are enhanced performance parts. All TX turns ratios are 1:1, except the E2009 with 1:√2. For the PE-680XX part series, the receive and transmit sides meet IEEE 802.3i 1993 specifications, while transmit side is enhanced for FCC/VDE Class B system emissions requirement. Specifications reflect filter sections. Additional attenuation is due to predistortion resistors.

Mechanical

PE-680XX, E200X



Part Number	Dimension A
E200X	1.00/25,40
PE-680XX	.920/23,37

Weight 2.5 grams
Tape & Reel350/reel
Tube20/tube

Dimensions: $\frac{\text{Inches}}{\text{mm}}$

Unless otherwise specified, all tolerances are $\pm \frac{.010}{0,25}$

SURFACE MOUNT 10BASE-T INTERFACE MODULES



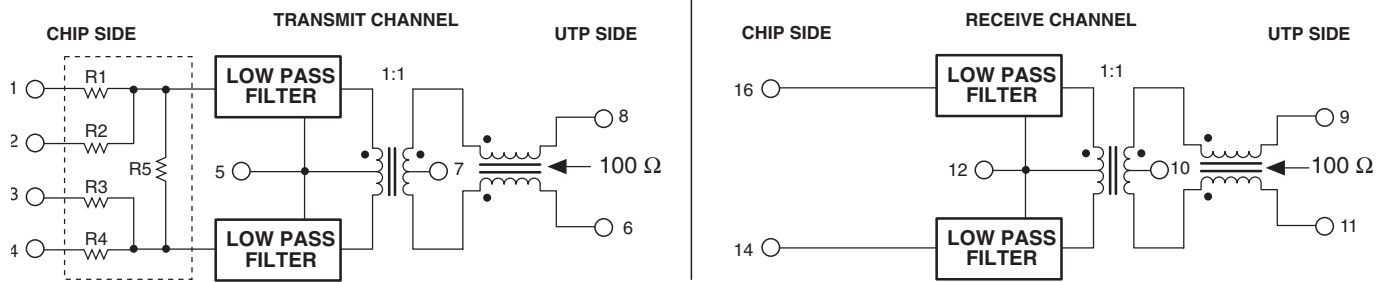
Fully Integrated for Adapter, Hub,
and Motherboard Applications

Resistor Values (Ω)

Part Number	IC Manufacturer	R1	R2	R3	R4	R5	R6	R7
PE-68025	AMD	TXD (+) = 61.9	TXP (+) = 422	TXD (-) = 61.9	TXP (-) = 422	1.2k	RX (+) = 49.9	RX (-) = 49.9
PE-68026	Various	N/A	N/A	N/A	N/A	N/A	N/A	N/A
PE-68027	National	TXOD (-) = 274	TXO (+) = 66.5	TXO (-) = 66.5	TXOD (+) = 274	806	RX (+) = 49.9	RX (-) = 49.9

Schematics

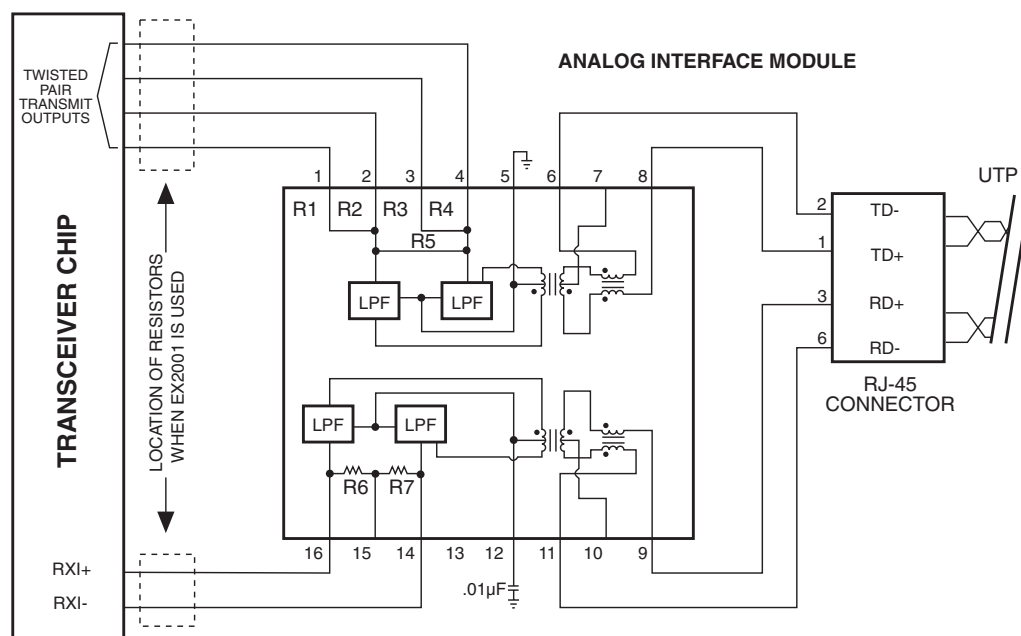
PE-68025, PE-68026, PE-68027



NOTE: PE-68026 does not contain resistors. They are an external configuration.

Typical Application Circuit

PE-68025, PE-68026, PE-68027



SURFACE MOUNT 10BASE-T INTERFACE MODULES

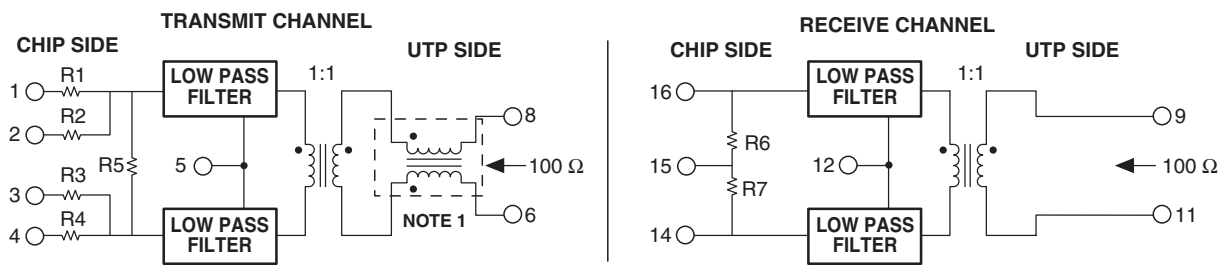


Fully Integrated for Adapter, Hub,
and Motherboard Applications

Resistor Values (Ω)								
Part Number	IC Manufacturer	R1	R2	R3	R4	R5	R6	R7
E2001	National	348.0	53.6	53.6	348.0	806	49.9	49.9
E2003	AMD	61.9	422.0	61.9	422.0	1,210	49.9	49.9
E2007	Motorola	39.0	N/A	39	N/A	N/A	49.9	49.9

Schematics

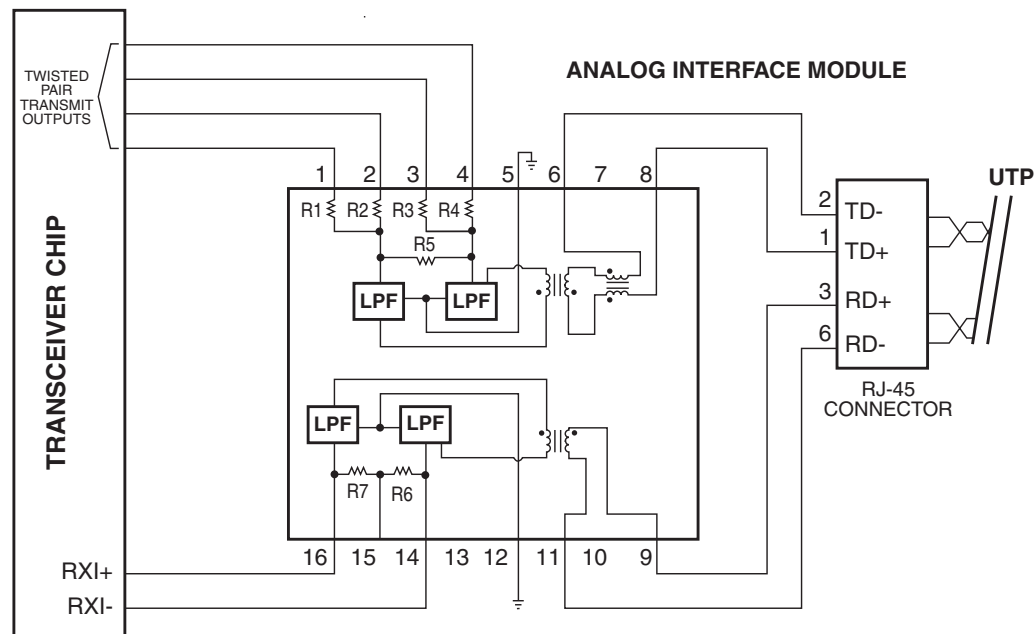
E2001, E2003, E2007



Note: Common Mode Choke on transmit channel for E2001 and E2003.

Typical Application Circuit

E2001, E2003, E2007



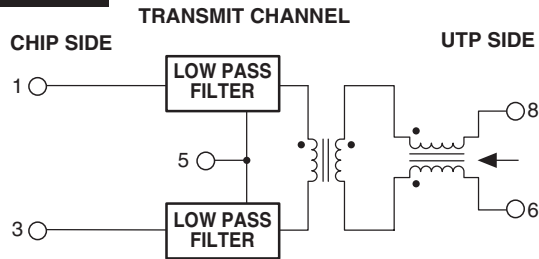
SURFACE MOUNT 10BASE-T INTERFACE MODULES

Fully Integrated for Adapter, Hub,
and Motherboard Applications

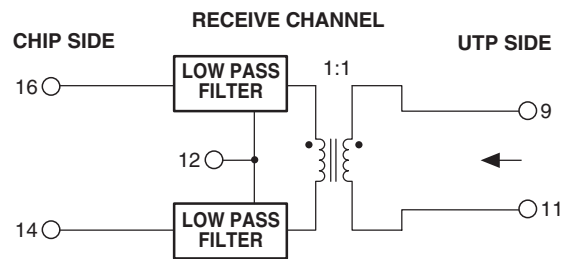


Schematics

E2009, PE-68056



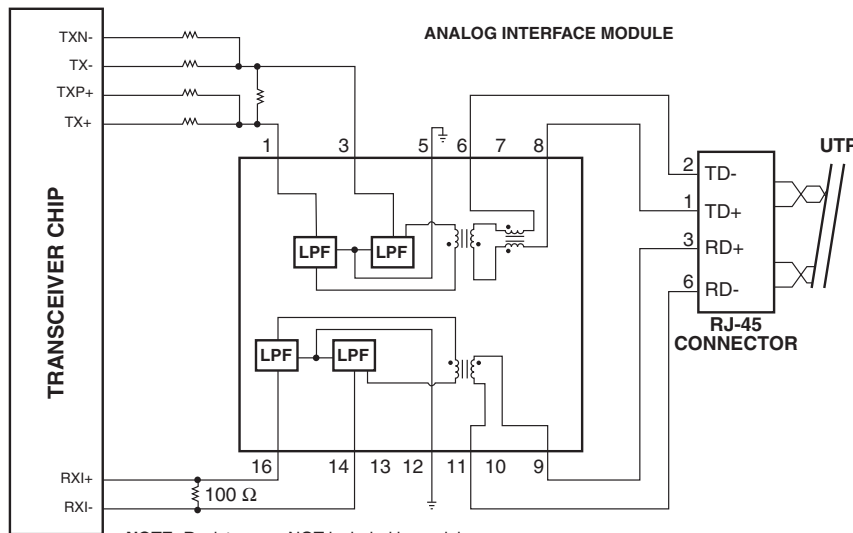
Turns Ratio for Transmit: PE-68056 is 1:1; E2009 is $1:\sqrt{2}$.



NOTE: The PE-68056 is designed for use with most transceivers requiring a turns ratio of 1:1 on transmit. The E2009 is designed for use with DEC and most other transceivers requiring a turns ratio of $1:\sqrt{2}$ on transmit.

Typical Application Circuit

E2009, PE-68056



NOTE: Resistors are NOT included in module.

Application Notes

Each module in this application contains low pass filters, isolation transformers, and common mode chokes. These components provide impedance matching, equipment isolation, and EMI suppression to comply with IEEE 802.3 requirements. The E2001, E2003, E2007, PE-68025, and PE-68027 also provide the necessary data and pre-emphasis resistors recommended by most transceiver manufacturers.

User compliance with FCC/CSPR Class B requirements can be achieved by applying rigorous design guidelines to suppress noise mechanisms. Attention to high frequency signal paths, proper PCB grounding techniques, and component placement are critical. Pins 5 and 12, when grounded, provide noise return paths. For PE-68025, PE-68026, and PE-68027, one of these pins (typically pin 12) must be decoupled with a bypass capacitor. The E2001, E2003, E2007, E2009, and PE-68056 *do not require* the bypass capacitor, and pins 5 and 12 may be connected directly to ground.

Recommended module orientation with respect to the RJ-45 connector is illustrated in each application circuit. Output pins 6 through 11 should be routed with short, matched traces to the connector for optimum EMI performance.

Surface mount devices manufactured by Pulse are designed to meet all published specifications after exposure to surface mount soldering temperatures. The products in this data sheet are transfer molded in I.C. style packaging, making them robust enough to withstand convection and infrared reflow solder temperatures up to 235° C. In addition, compliant leads provide excellent solder-joint reliability with a coplanarity of $\pm 0.002"$ (0.05 mm).

Modules are shipped in tubes unless Tape & Reel is specified. Please add the suffix "T" (i.e. PE-68025T) for Tape & Reel orders in increments of 350 pieces.

For More Information :

UNITED STATES (Worldwide)

12220 World Trade Drive
San Diego, CA 92128
U.S.A.
<http://www.pulseeng.com>
TEL: 619 674 8100
FAX: 619 674 8262

UNITED KINGDOM (Northern Europe)

1 & 2 Huxley Road
The Surrey Research Park
Guildford, Surrey GU2 5RE
United Kingdom
TEL: 44 1483 401700
FAX: 44 1483 401701

FRANCE (Southern Europe)

Zone Industrielle
F-39270
Orgelet
France
TEL: 33 3 84 35 04 04
FAX: 33 3 84 25 46 41

SINGAPORE (Southern Asia)

150 Kampong Ampat
#07-01/02
KA Centre
Singapore 368324
TEL: 65 287 8998
FAX: 65 280 0080

TAIWAN, R.O.C. (Northern Asia)

3F-4, No. 81, Sec. 1
HsinTai Wu Road
Hsi-Chih, Taipei Hsien
Taiwan, R.O.C.
Tel: 886 2 2698 0228
FAX: 886 2 2698 0948

HONG KONG (Great China)

19/F, China United Plaza
1008 Tai Nan West Street
Cheung Sha Wan, Kowloon
Hong Kong, China
TEL: 852 2788 6588
FAX: 852 2776 1055

DISTRIBUTOR

Performance warranty of products offered on this data sheet is limited to the parameters specified. Data is subject to change without notice. Other brand and product names mentioned herein may be products and/or registered trademarks of their respective owners.