


OSTSen-30105 User Guide



Ver 1.0

Hara Systems Inc.

1. OSTSen-30105 Overview

OSTSen-30105 is a particle sensing module, which is based on Maxim Integrated MAX30105. The MAX30105 is an integrated particle sensing module. It includes internal LEDs, photodetectors, optical elements, and low-noise electronics with ambient light rejection. The MAX30105 provides a complete system solution to ease the design-in process of smoke detection applications including fire alarm. Due to its extremely small size, the MAX30105 can also be used as a smoke detection sensor for mobile and wearable devices.

The MAX30105 operates on a single 1.8V power supply and a separate 5.0V power supply for the internal LEDs. Communication is through a standard I2C-compatible interface. The module can be shut down through software with zero standby current, allowing the power rails to remain powered at all times.

2. Application

- Fire Alarm
- Smoke Detectors for Building Automation
- Smoke Detectors for Mobile Devices
- Smoke Detectors for Wearable Devices

3. Features

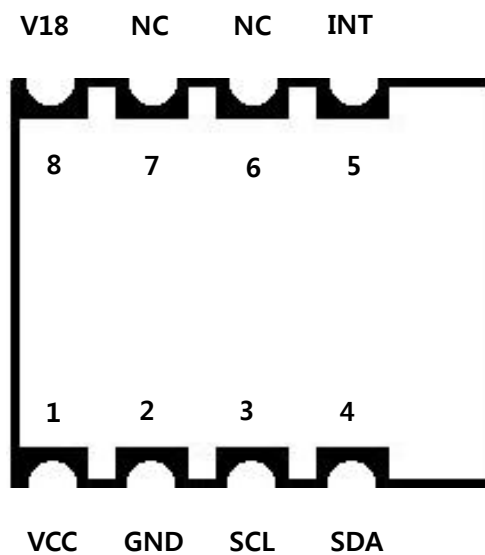
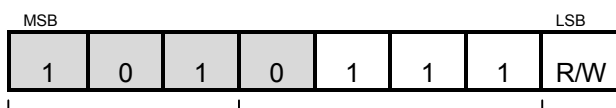
- High Sensitivity Optical Reflective Solution for Detection of Wide Variety of Particle Sizes
- Tiny 5.6mm x 3.3mm x 1.55mm 14-Pin Optical Module
 - Integrated Cover Digital Glass for Optimal, Robust Performance
- Ultra-Low Power Operation
 - Programmable Sample Rate and LED Current for Power Savings
 - Ultra-Low Shutdown Current (0.7uA typical)
- Robust Motion Artifact Resilience
 - High SNR
- -40°C to +85°C Operating Temperature Range
- Capable of Operation at High Ambient Levels
- Excellent Ambient Rejection Capability

4. Application Information

4.1 Module Pin Out and Signal Description

Pin Number	Pin Name	Pin Description
1	VCC	Power supply voltage (2.5V ~ 6V)
2	GND	Power supply ground
3	SCL	I2C Serial clock 7bit device address : 0x57
4	SDA	I2C Serial data
5	INT	Active-Low Interrupt (Open-Drain)
8	V18	1.8V Voltage Output
6,7	NC	Not Connect

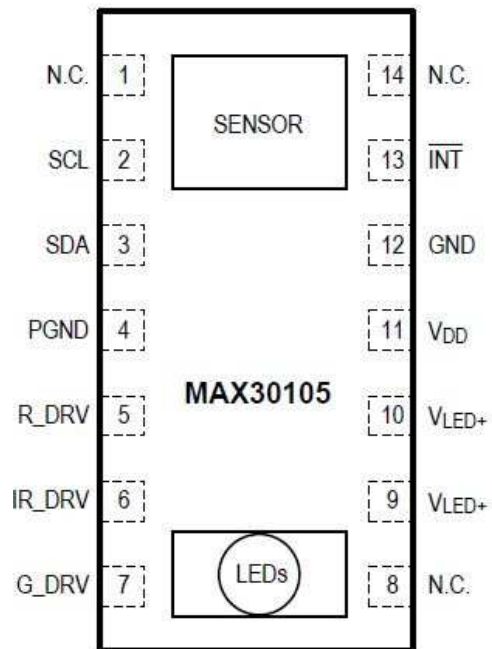
- MAX30105 I2C 7bit Device Address : 0x57



< Top View >

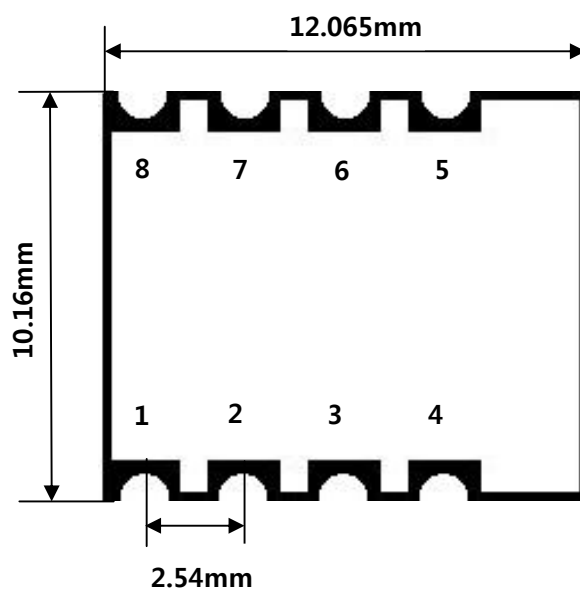
4.2 MAX30105 Pin out and Signal Description

Pin Number	Pin Name	Pin Description
1,8,14	N.C.	No Connection
2	SCL	I2C Clock Input
3	SDA	I2C Clock Data, Bidirectional (Open-Drain)
4	PGND	Power Ground of the LED Driver Blocks
5	R_DRV	Red LED Driver
6	IR_DRV	IR LED Driver
7	G_DRV	Green LED Driver
9	VLED+	LED Power Supply(anode connection) Use a bypass capacitor to PGND for best performance
10	VLED+	
11	VDD	Analog Power supply
12	GND	Analog Ground
13	INT	Active-Low Interrupt(Open-Drain)



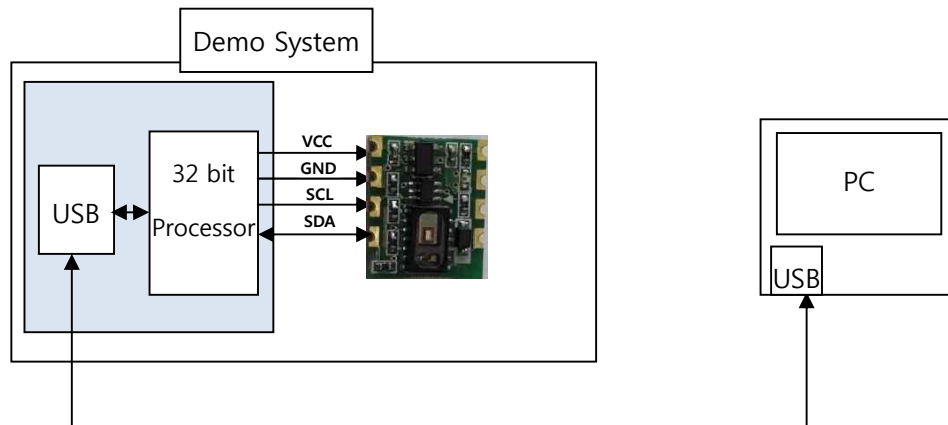
< MAX30105 Pinout (top view) >

5. Module Dimension

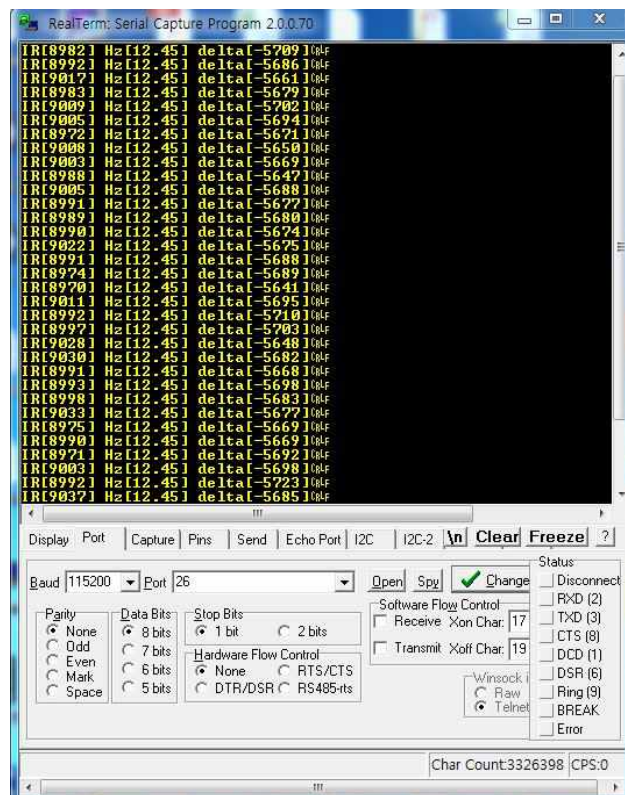


< OSTSen-30105 module >

6. Demo System



OSTSen-30105 Data Display on PC



7. Reference

- 1) <https://www.maximintegrated.com/en/products/analog/sensors-and-sensor-interface/MAX30105.html>
 - 2) <https://datasheets.maximintegrated.com/en/ds/MAX30105.pdf>
 - 3) https://github.com/sparkfun/MAX30105_Particle_Sensor_Breakout
 - 4) <https://github.com/opensensinglab/max30105>
- If you need more information or have some questions about OSTSen-30105, contact ostsen@hanmail.net.