

S.M.P.S

LED Converter

Water Proof Converter

## 200W2S Series

200W single output  
with constant voltage circuit



- **Constant voltage design(C.V. mode)**
- **AC Input voltage 200-240V**
- **Protections:**  
Overload/Over voltage /Short circuit /Over temperature
- **IP68 design for outdoor installations**
- **100% full load burn-in test**
- **Suitable for LED lighting and moving sign applications**
- **Small metal case**
- **Safety standards :**  
EN61347-1,EN61347-2-13/K61347-1, K61347-2-13
- **EMC standards :**  
K00015,K61547,K61000-4-2, 3,4,5,6,11
- **2years warranty**

IP68     SELV LPS CE 

ITEM		UP200S12W2S
INPUT	VOLTAGE RANGE	AC200~240V
	FREQUENCY RANGE	47~63Hz
	EFFICIENCY(typ.)	86%
	AC CURRENT(typ.)	1.1A/220VAC
	INRUSH CURRENT(typ.)	COLD START 70A/220VAC
	LEAKAGE CURRENT	<2mA / 2
OUTPUT	DC VOLTAGE	12V
	RATED CURRENT	13.3A(12.5A@50℃)
	RATED POWER	160W
	RIPPLE&NOISE(max.) Note2	170mVp-p
	VOLTAGE ADJ. RANGE	±5%
	VOLTAGE TOLERANCE Note3	±3%
	LINE REGULATION Note4	±1%
	LOAD REGULATION Note5	±2%
	SETUP,RISE TIME(max.)	3000ms,100ms/220VAC at full load
PROTEC-TION	HOLD UP TIME(typ.)	25ms/220VAC at full load
	SHORT CIRCUIT	Hiccup mode ; recovers automatically after fault condition is removed
	OVERLOAD	Over 110% of rating ; recovers automatically after fault condition is removed
	OVER VOLTAGE	115~140% of rating
ISOLA-TION	OVER TEMPERATURE	95±10℃ (temp. Sensor) ; recovers automatically after fault condition is removed
	WITHSTAND VOLTAGE	I/P-O/P:AC3KV, I/P-F.G:AC1.5KV, O/P-F.G:AC0.5KV
ENVIRON-MENT	ISOLATION RESISTANCE	I/P-O/P, I/P-F.G, O/P-F.G:DC500V 100Mohms(At room temp. & humid.)
	WORKING TEMP.&HUMID.	-40~+50℃ (Refer to "DERATING CURVE"),20~95%RH
	STORAGE TEMP.&HUMID.	-40~+75℃,10~95%RH
OTHERS	VIBRATION	10~500Hz, 5G 12min./1cycle, period for 72min. each along X, Y, Z axes
	DIMENSION	209x74x46.5mm(L*W*H)
	PACKING	0.9Kg

### NOTE

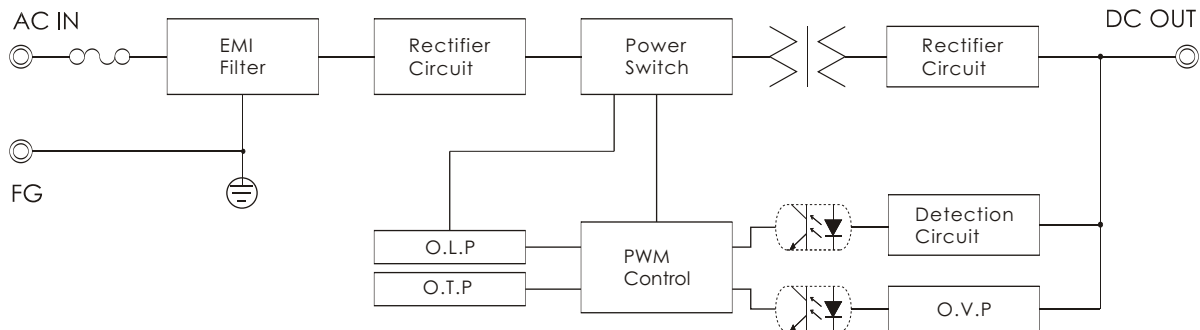
1. All parameters not specially mentioned are measured at 220Vac input, rated load and 25℃ of ambient temperature.
2. Ripple & noise are measured at 20MHz of bandwidth by using a 12" twisted pair-wire terminated with 0.1 uF & 47uF parallel capacitor.
3. Tolerance : includes set up tolerance, line regulation and load regulation.
4. Line regulation is measured from low line to high line at rated load.
5. Load regulation is measured from low 0% to 100% rated load.

# S.M.P.S

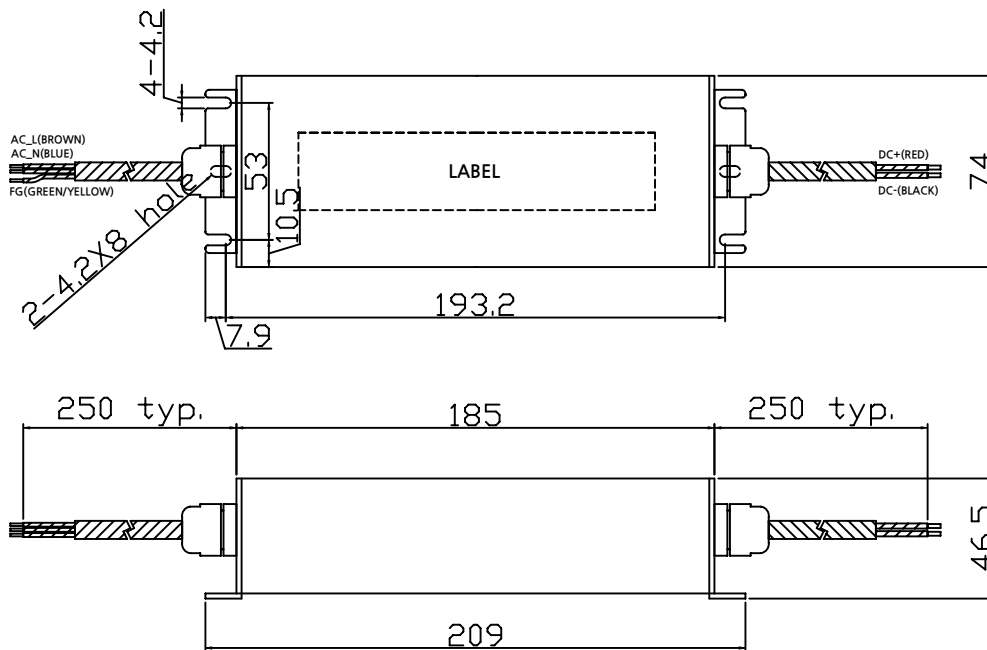
# LED Converter

# Water Proof Converter

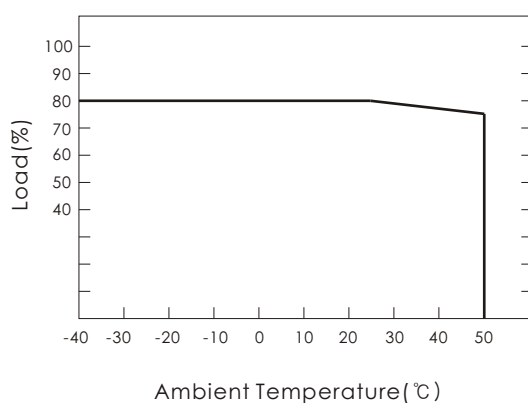
## BLOCK DIAGRAM



## DIMENSIONS(unit:mm)



## DERATING CURVE



## STATIC CHARACTERISTICS

