



SINGLE PORT RJ45 CONNECTOR MODULE WITH 10/100 BASE-TX MAGNETICS AND LEDS


P/N:J1B1211CCD

Page : 1/4

Feature

- Pin not electrically connected maybe omitted see electrical drawing for omitted pins.
- RJ45 cavities conform to FCC rules and regulation part 68.
- The part is recommended for wave soldering process peak soldering temperature is 260 °C max, 10 SECS max.
- Primary Inductance: 350 μ H MIN@100KHz,0.1V 8mA DC Bias.
- DC Resistance: 1.2 OHms Max.
- Isolation: PHY side to Line side: 2250VDC

Part Number	9,10 (Left Led)	11,12 (Right Led)
2	Green	Yellow



Electrical Specifications @ 25°C

Part Number	Turns Ratio ($\pm 5\%$)		Insertion Loss (dB Max)	Crosstalk (dB Typ)
	TX	RX		
J1B1211CCD	1CT : 1CT	1CT : 1CT	-1.2	-30

Electrical Specifications @ 25°C

Part Number	Return Loss 100ohms \pm 5ohms (dB Typ)			Common To Common Mode Attenuation (dB Typ)
	1-30MHz	30-60MHz	60-80MHz	
J1B1211CCD	-16	-12	-10	-30

RJ45 Durability Testing Rating & Material Specification

Part Number	Durability	Mating Force	Shield	
			Material	Finish
J1B1211CCD	750 Insertions	5 lbs./2.268 kgs.	Brass	10-20m inches Nickel

RJ45 Material Specification

Part Number	Contact		Housing	
	Material	Plating Area	Material	Specification
J1B1211CCD	Cooper Alloy	10-20m inches Nickel over selective gold plating 6 μ inches	PA66 Black	UL 94 V-0

* Operating temperature range: -40°C to +85°C. Storage temperature range: -40°C to +125°C.

Tel:+86-757-81811611	Fax:+86-757-81811621
E-mail:sales@ceetus.com.cn	Website:www.ceetus.com.cn

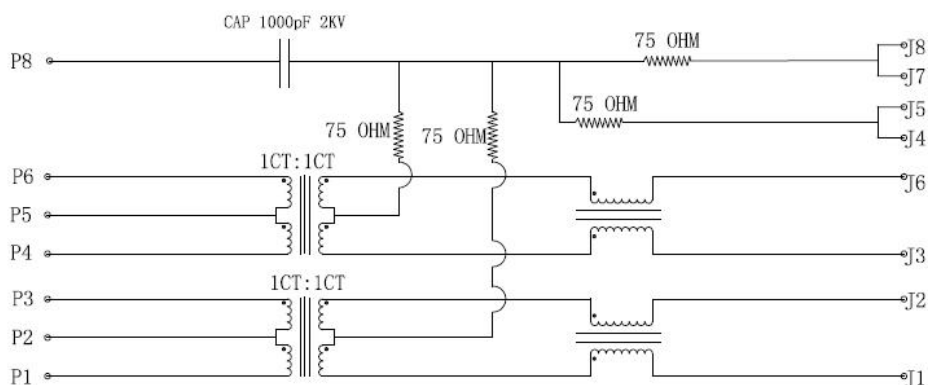


SINGLE PORT RJ45 CONNECTOR MODULE WITH 10/100 BASE-TX MAGNETICS AND LEDS

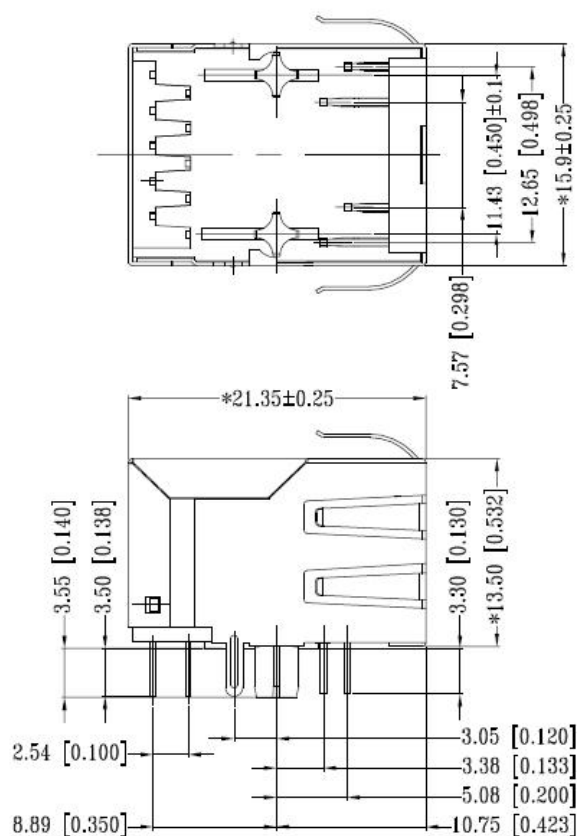
P/N:J1B1211CCD

Page : 2/4

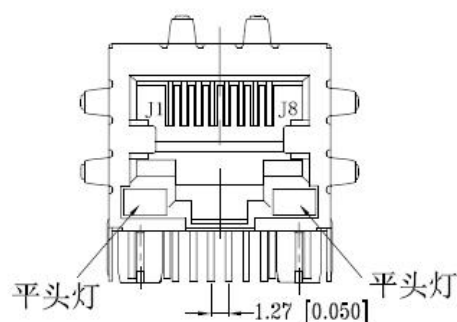
Schematic



Mechanical



Unless otherwise specified, all dimensions tolerances is $\pm 0.254 / 0.010$.



Units: mm/inch.

Tolerances: 0.254/0.010

Tel: +86-757-81811611

Fax: +86-757-81811621

E-mail: sales@ceetus.com.cn

Website: www.ceetus.com.cn

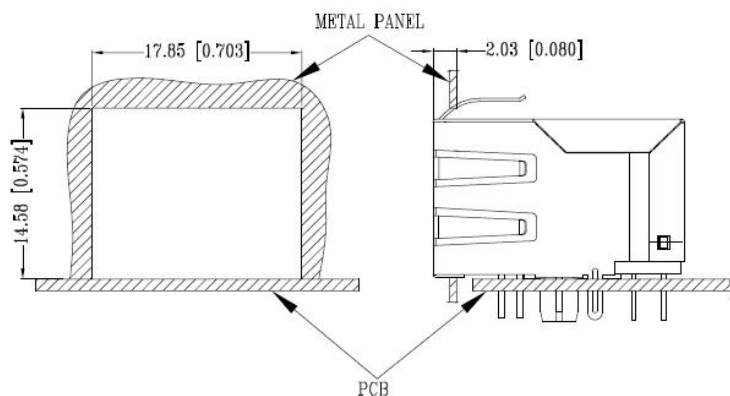


SINGLE PORT RJ45 CONNECTOR MODULE WITH 10/100 BASE-TX MAGNETICS AND LEDS

P/N:J1B1211CCD

Page : 3/4

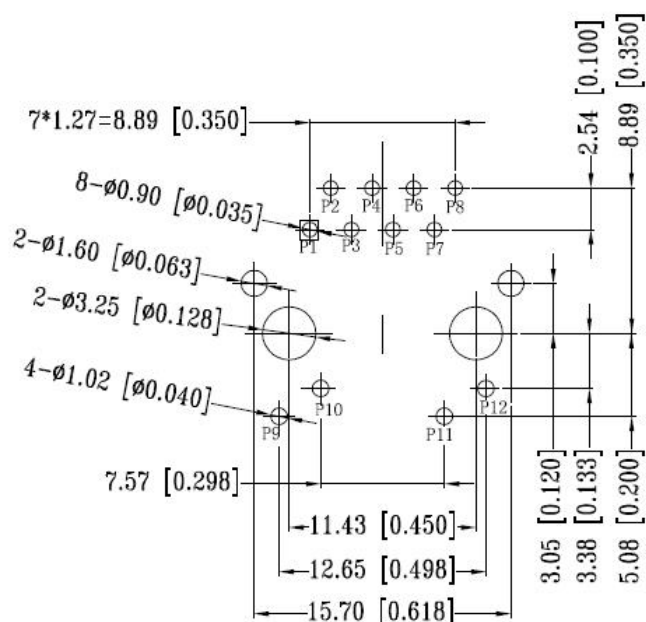
Suggested Panel Opening



UNIT: mm / inch
Tolerances: ± 0.10 / 0.004

Units: mm/inch.
Tolerances: 0.254/0.010

PCB Layout Mounting Hole (Top View)



Units: mm/inch.
Tolerances: 0.1/0.004

Tel:+86-757-81811611	Fax:+86-757-81811621
E-mail:sales@ceetus.com.cn	Website:www.ceetus.com.cn



Cetus International Ltd.

**SINGLE PORT RJ45 CONNECTOR MODULE WITH 10/100 BASE-TX
MAGNETICS AND LEDS**

P/N:J1B1211CCD

Page : 4/4

Note

Record of Revision		
Rev	Remark	Date
V0	Datasheet Set UP	2013/10/29
V1	Change case	2020/12/16

Tel:+86-757-81811611	Fax:+86-757-81811621
E-mail:sales@ceetus.com.cn	Website:www.ceetus.com.cn